

Now and Next Event Year 10 2024



Now and Next

Introduction

Mock exams and the process

Wellbeing and support

Study support

English focus

Maths focus

Science focus

Careers & next steps

Summary

Parent/Carer survey



Workshops

	Workshop 1	Workshop 2	
5:45pm – 6:00pm	Wellbeing Room: B007 Miss Eddy	Revision techniques Room: B009 Mr Lee	Please use this time to review your child's work in the restaurant. Or Meet with our careers lead, Mrs Lomas in the restaurant.
6:05pm – 6:20pm	Wellbeing Room: B007 Miss Eddy	Revision techniques Room: B009 Mr Lee	

Looking at your child's work...

- We have asked students to 'take pride in their work' – has your child?
- Read some of their ideas with their creative work.
- We hope that you are proud of how hard your child is working.
- A good attitude to learning is vital.



Corby Technical School

We take pride in our work: Book Presentation

Please make sure you do the following to make your books as beautiful as they can be

- ◇ Label the front of your book fully and neatly
- ◇ Avoid graffiti
- ◇ Use black or blue ink, only use other colours for editing or checking work
- ◇ Use pencils for drawings or diagrams
- ◇ Always use headings and dates for each new lesson and underline titles and dates with a straight line
- ◇ Use all available space in your book. After each lesson rule off with a straight line and continue on that page next lesson
- ◇ Cross out neatly with ONE STRAIGHT LINE without scribbling out
- ◇ Avoid tearing pages out
- ◇ Stick loose pages and handouts in
- ◇ Work to make your handwriting the best it can be

Looking at your child's work...

- Teachers are assessing continuously, this is part of our teaching and learning approach.
- Assessment at CTS focuses on key pieces of work.
- Sometimes whole class feedback is used to support learning.



Curriculum- Year 11 – Period 6

- Please be aware that in Year 11 pupils receive three extra lessons that finish at 4pm.
- This is on a Tuesday, Wednesday and Thursday that pupils will receive a lesson from 3pm – 4pm.
- This is not an intervention, these lessons are part of our 28-period planned curriculum.
- These sessions are compulsory.

Exams and the process

Miss Jenkins



NEAs (Non-Examined Assessments)

Subject	Percentage of course NEA	Deadline(s) for completion	Can students get feedback from teacher?	Can students work on this outside of school?	Any other info it is useful for parents/carers to know? (FAQ?)
Food Preparation and Nutrition	50	November/ March	No only generic	Some research and sensory write up	
DT	50	January	No, only generic	No	
ENGINEERING	60	January	No	No	
Art	60	December	Not grade only on work	Yes	BBC bitesize Art GCSE has lots of tips and examples
Media Studies	30	September	Generic guidance	Yes	Given a different brief each year
English (Spoken Language Endorsement)	0	Term 6, Week 5 of Year 10	No	Yes - Planning and Preparation	Pass, Merit, Distinction (Compulsory component)
Music	60 (30% Composition, 30% Performance)	April	Generic guidance	Performance yes - Composition has to be done under supervision	Some components can be done through technology
Drama	60	April	Generic guidance	Yes - Planning and Preparation	
Sports Science	60%	Final deadline May 2025	Yes - linked to criteria only	No	Y10 should have completed one unit already this year and the second will be completed by Jan 2025..

Entering your Exam

Empty your pockets

- If students are found with any pieces of paper (regardless of content), you may be disqualified for exam malpractice.

Ensure you have the correct stationery

- Black ink in pens only
- If students are using a pencil case, it must be made of clear plastic

Bring a bottle of water

- It must be clear with the sticker removed and no larger than 500ml

Digital Devices


- You **must not enter** the exam hall with any type of digital device.
- This includes:
 - Mobile Phones
 - Headphones
 - Wireless Earbuds (such as AirPods)
 - Any type of wristwatch
 - It is more difficult to differentiate between a traditional watch and a smartwatch. You are not allowed to wear any watches on your wrists.
 - Digital clocks are displayed around the exam hall.



AQA City & Guilds CCEA OCR Pearson WJEC

**NO MOBILE PHONES
NO WATCHES**

NO POTENTIAL TECHNOLOGICAL/WEB
ENABLED SOURCES OF INFORMATION



Possession of unauthorised items, such as a mobile phone or any watch, is a serious offence and could result in

DISQUALIFICATION

from your examination and your overall qualification.

This poster must be displayed in a prominent place outside each examination room.

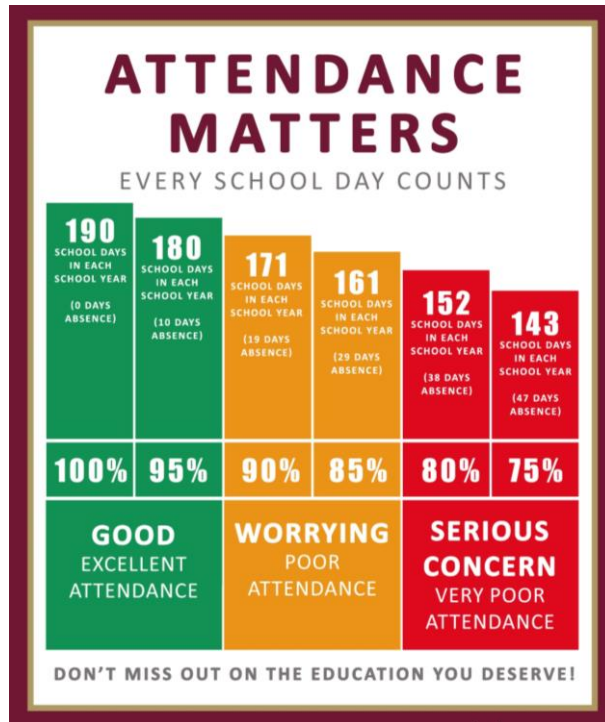
Well-being guidance

Miss Eddy



**MOMENTS
MATTER,**

**ATTENDANCE
COUNTS.**



8:15-8:35 Arrival
Students can enter the school no earlier than 8.15am and go to their Year Group Zone.

8:45-9:10 Tutor Time

9:10 - 10:10 SESSION 1

10:10 - 11:30 SESSION 2 (Inc. 20-min Morning Break)
Break will be either at the beginning, middle or the end of this session depending on their year group.

11:30 - 12:30 SESSION 3

12:30 - 14:00 SESSION 4 (Inc. 30 min Lunch Break)
Lunch will be either at the beginning, middle or the end of this session depending on their year group.

14:00 - 15:00 SESSION 5

15:00 End of school Day

15:00 - 16:00 Year 11 Session 6 (compulsory) every Tues/Weds/Thurs

16:00 All students must leave school
(KS5 students can stay until 17:00 with authorisation of Head of 6th Form)


Punctuality is key.

The school is open for 31.25 hours for students in all years except for Years 11 and 13.

Students in Year 11 are required to attend school for 34.25 hours.

Environment

- Create a focussed environment for your child.
- It is useful for some students to have somewhere specific they go to when they are doing their work (which is different from where they relax).
- Give them positive reinforcement.
- Support them in structuring their time and building healthy routines.



Keeping Active and Healthy

- Encourage your children to keep active on a daily basis.
- Plan and do active things together as it will reduce anxiety
- Go out for fresh air
- Help make a study schedule for evenings and weekends
- Ensure your child switches off devices and stops working a while before bedtime. Sleep is so important.



Unplugging

- Phones
- Work out a schedule with your child
- Use phone time as a reward



Student SUPPORT

Working together for you

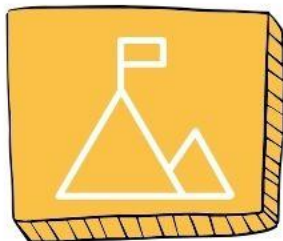



Safety and Wellbeing

If you are concerned about your mental health and wellbeing, or there is something affecting your safety inside or outside of school, ask to speak to the safeguarding team.

Relationships

- Report Bullying or unkind behaviour*
- Report discrimination*
- Support with teacher conversations when things have gone wrong in lessons
- Mediation when your friendships have broken down.




Attendance

- Lateness to school - help getting to lessons
- Student Appointments
- Leaving school unwell
- Supporting you when returning from a time out of school



Values and Standards

- Report a conduct concern*
- Support meeting our uniform expectations
- Mentoring, or other intervention sessions
- Student support plan
- Student monitoring plan
- Supervised lunches



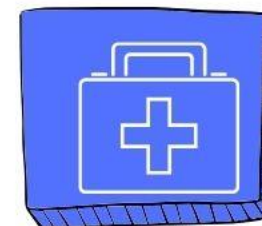
Celebrating Success

- Attendance certificates
- Reward Points celebrations
- Sharing positive progress with home



Student Enquiries

- Lost timetables
- Lost property
- Card replacements
- Confiscated phones
- Log-ins
- Contact with home



Health Care

- Medication queries
- New injuries that need support in school
- Feeling unwell
- First Aid

Student Support Desk is open before school at break, lunch, and after school. Or email: studentsupport@corbytechnicalschool.org



Who should I contact at CTS?



Student Support

Email:
studentsupport@corbytechnicalschool.org
Phone:
01536 213100 **Option 2**

- Learning support
- Homework
- Student Wellbeing
- Uniform enquiries
- Behaviour queries
- Physical health (e.g. medications and injuries/health conditions)



Enquiries

Email:
enquiries@corbytechnicalschool.org
Phone:
01536 213100 **Option 3**

- Finance (including pupil premium)
- Wisepay queries
- Trips and Visits
- School Events
- Parent/Carer evenings
- Permissions and consent
- Student data changes (e.g. address)



Attendance

Email:
absence@corbytechnicalschool.org
Phone:
01536 213100 **Option 1**
or use Edulink function

- Reporting a student absence
- Known absences (planned)
- Appointments
- Lateness to school

Study Support

Mr Foreman

STUDY

The background of the slide features a stack of several books with white pages and dark covers, resting on a wooden surface. In the foreground, four white wooden letter blocks are arranged in a row, spelling out the word 'STUDY' in black, bold, uppercase letters. The lighting is soft, creating a warm and academic atmosphere.

Revision Plan

1



Weekday Revision Plan

Term 3

Week 7

	Monday 17 th February	Tuesday 18 th February	Wednesday 19 th February	Thursday 20 th February	Friday 21 st February
Before School	Subject:	Subject:	Subject:	Subject:	Subject:
	Topic:	Topic:	Topic:	Topic:	Topic:
	How?	How?	How?	How?	How?
	Test?	Test?	Test?	Test?	Test?
Tutor Time	Subject:	Subject:	Subject:	Subject:	Subject:
	Topic:	Topic:	Topic:	Topic:	Topic:
	How?	How?	How?	How?	How?
	Test?	Test?	Test?	Test?	Test?
Session 6	Subject:	Subject:	Subject:	Subject:	Subject:
	Topic:	Topic:	Topic:	Topic:	Topic:
	How?	How?	How?	How?	How?
	Test?	Test?	Test?	Test?	Test?
Evening	Subject:	Subject:	Subject:	Subject:	Subject:
	Topic:	Topic:	Topic:	Topic:	Topic:
	How?	How?	How?	How?	How?
	Test?	Test?	Test?	Test?	Test?

Satchel one

- Teachers set homework on Satchel one
- This work has been carefully chosen to compliment the work that is completed during lesson time

Monday 22nd Apr	Tuesday 23rd Apr	Wednesday 24th Apr	Thursday 25th Apr	Friday 26th Apr
10A3/Ph Physics Mr D. Godfrey	10B/Hi1 History Mr J. Foreman	10A1/Ma Mathematics Ms F. Khumalo	10SD1/Sp Spanish Mrs S. Sahota	10B/Ng1 DT Mr J. Mason-Saunders
10C/Dt1 DT Mr J. Mason-Saunders	10B/Fd1 DT Mrs T. Jones	10A2/Ma Mathematics Ms F. Khumalo	10SC2/Sp Spanish Mrs S. Sahota	
10B3/Ph Physics Mr D. Godfrey	10AHI/Hi History Mr J. Foreman	10A3/Ma Mathematics Ms F. Khumalo	10S2/Sp Spanish Mrs S. Sahota	
10C3/Ph Physics Mr D. Godfrey	10BB1/Bi Biology Miss H. Rasmussen	10B1/Ma Mathematics Ms F. Khumalo	10SB1/Sp Spanish Mrs S. Sahota	
	10D/Fd1 Food Mrs J. Firmin	10B3/Ma Mathematics Ms F. Khumalo	10SD2/Sp Spanish Mrs S. Sahota	

Year 10 and 12 Formal End of Year Assessments

Year 10 Mock Exam Timetable 2024 Term 6

Please find through this link the Year 10 Mock Exam Timetable.

Exams will start in Week 1 of Term 6.

Year 10 Now and Next Evening 21st May 2024

Please find through this link the letter sent to parents for the Year 10 Now and Next Evening.

The presentation for this event will appear here after the event has occurred on the above date.

Year 10 Exam Summary for Mock Exams

Please find the link for information summary for the Year 10 Mock Exams Term 6 2024

Year 10 Careers Booklet

A Link will appear here after the Now and next evening with the relevant information for

In this section

Careers Information and Advice for students (CEIAG)

Library

Trips and Residentials 2023-2024

Show My Homework

Year 11 Examinations & Revision

Year 13 Examinations & Revision

Online Learning Platforms

> **Year 10 and 12 Formal End of Year Assessments**

CTS website has all the specific revision guidance, weblinks, past papers for each of the option choice subjects that pupils do.

In the **Student Information Section**

[Year 10 End of Year Assessments](#)

Top Tips

- **The early bird** – plan and the earlier you start revising, the less you have to do in each block of revision.
- **Be realistic** – You might like to get it all done in 5 minutes, but this is not going to happen! Working 24 hours a day will not help either. Make sure your plan is manageable in the real world.
- **Testing times** – do not just input, check what you know, you can do this with friends, family on your own. Testing is a great way of counteracting those nerves by confirming what you know and filling in the gaps. Use past exam papers



English

Mr Kernaghan



AQA GCSE English Language (8700)

‘Explorations in Creative Reading and Writing’

Paper 1

Fiction

1 Extract

1 hour 45 minutes

Spoken
Language
Endorsement

‘Writer’s Viewpoints and Perspectives’

Non-Fiction (Literary Non-Fiction)

2 Extracts

1 hour 45 minutes

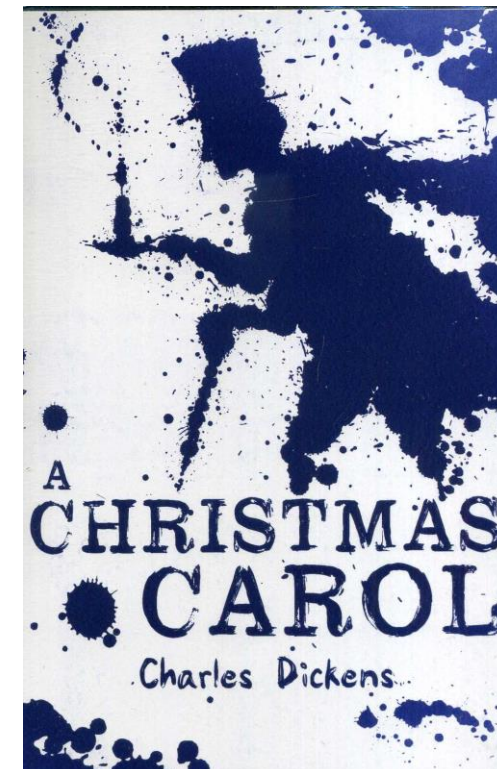
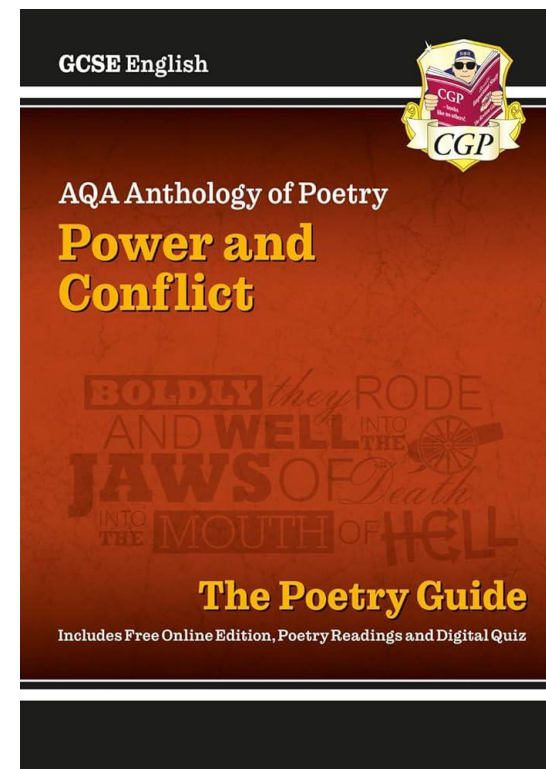
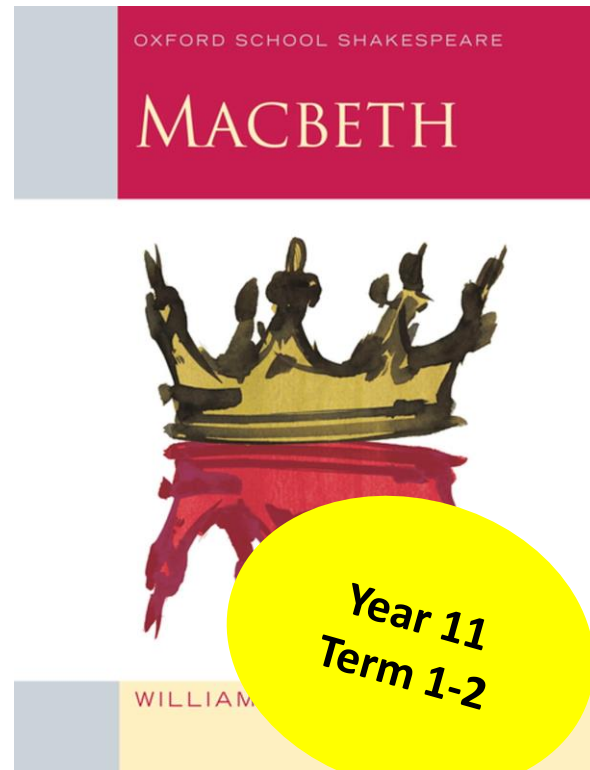
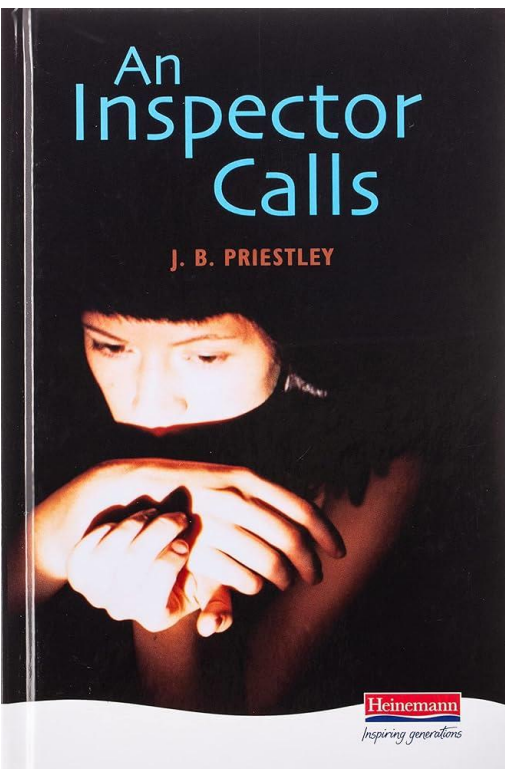
Year 10
Term 6
Weeks 3-5

Paper 2

Mock Paper 3rd June

AQA English Literature Set Texts:

Revision Tip 1: Encourage students to re-read the texts





AQA GCSE English Literature (8702)

Shakespeare (Macbeth)

19th Century Novel (A Christmas Carol)

Mock Paper 19th June

1 hour 45 minutes



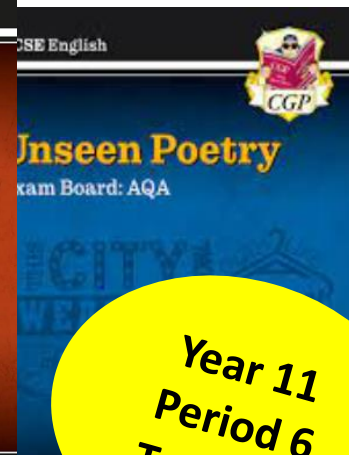
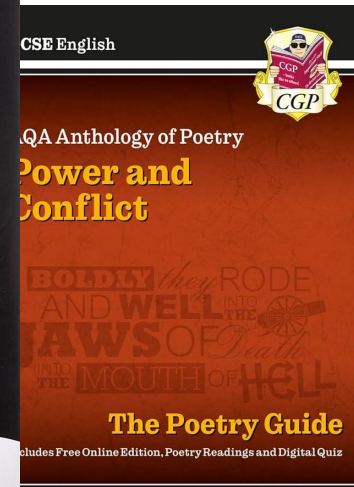

Year 11
Term 1-2

Modern Drama (An Inspector Calls)

Power and Conflict Poetry

Unseen Poetry

2 hours 15 minutes



Year 11
Period 6
Term 1-2

Paper 1

Paper 2

Preparation

(in school)

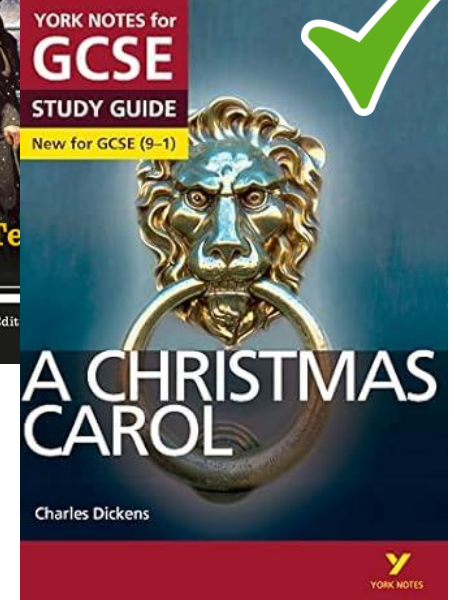
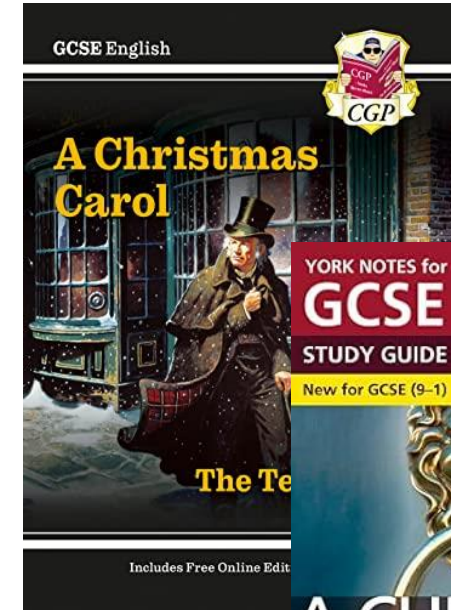
Lessons targeting mock exam content:

- Language Paper 2
- A Christmas Carol

Next Term:

After-school lessons (with class teachers) will revisit this learning – Wednesdays Period 6

Spoken Language Endorsement



Revision Strategies

Quotation explosions

Create dual coded quotations.

Fill the gap quotations – have someone test you

Create flashcards – for quotations/context/characters etc

Character mind maps – attributes, key events, quotations

Theme mind maps – link to characters, quotations etc

Timeline of events

Plan exam responses / Speed Planning

Complete past papers/example exam questions (full or partial responses) and submit for marking

Youtube – Mr Bruff

Booklets available on Teams

GCSEPod

BBC Bitesize

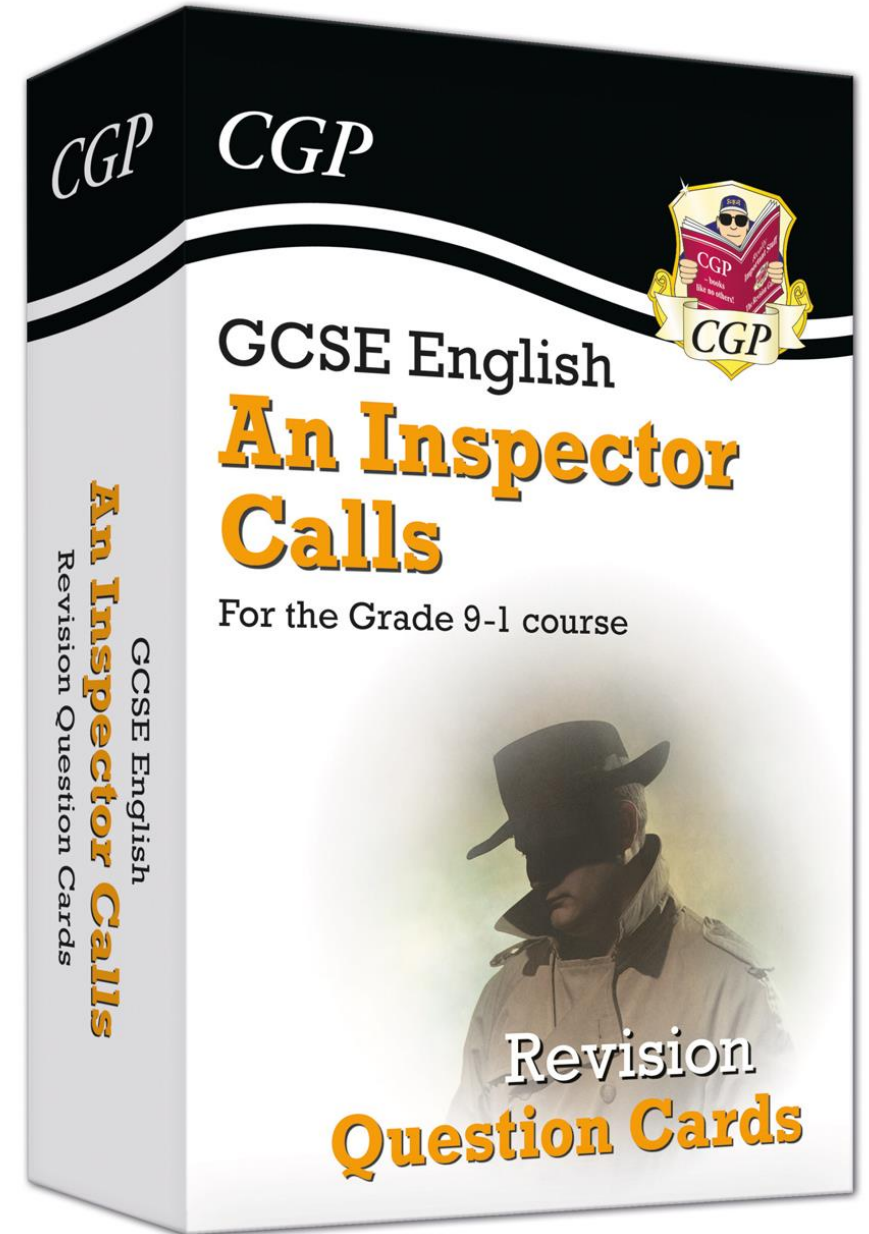
Revision Guides

- Do you know how to use these properly?
- Should we just be reading page after page of revision?
- **Make notes as you go!**
- **Reduce** the information into smaller and smaller bullet points



Flash Cards

- Some people prefer to use flash cards as their revision.
- You can create these yourselves, or you can purchase pre-made packs for specific texts.
- What to include:
 - Key information only
 - Bullet points – key words – key phrases – terminology – **not full sentences**



Dual-Coded Quotations

- Very simply, this is where you convert your quotations into images.
- Transforming the language in this way often means you need to simplify the quote (to allow you to find an appropriate image).
- This helps you to understand the basic meaning of the language!
- www.thenounproject.com

Arthur Birling



'Hard-headed practical man of business'



'Unsinkable, absolutely unsinkable'



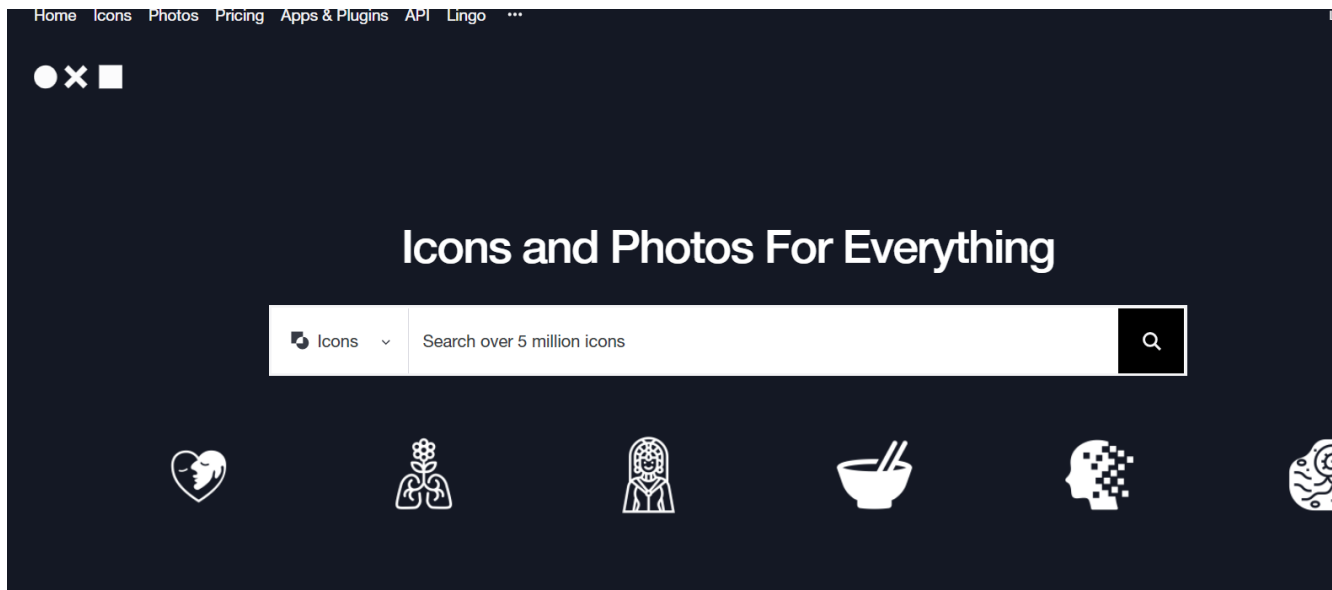
'She'd had a lot to say - far too much - so she had to go.'



'Lower costs and higher prices'

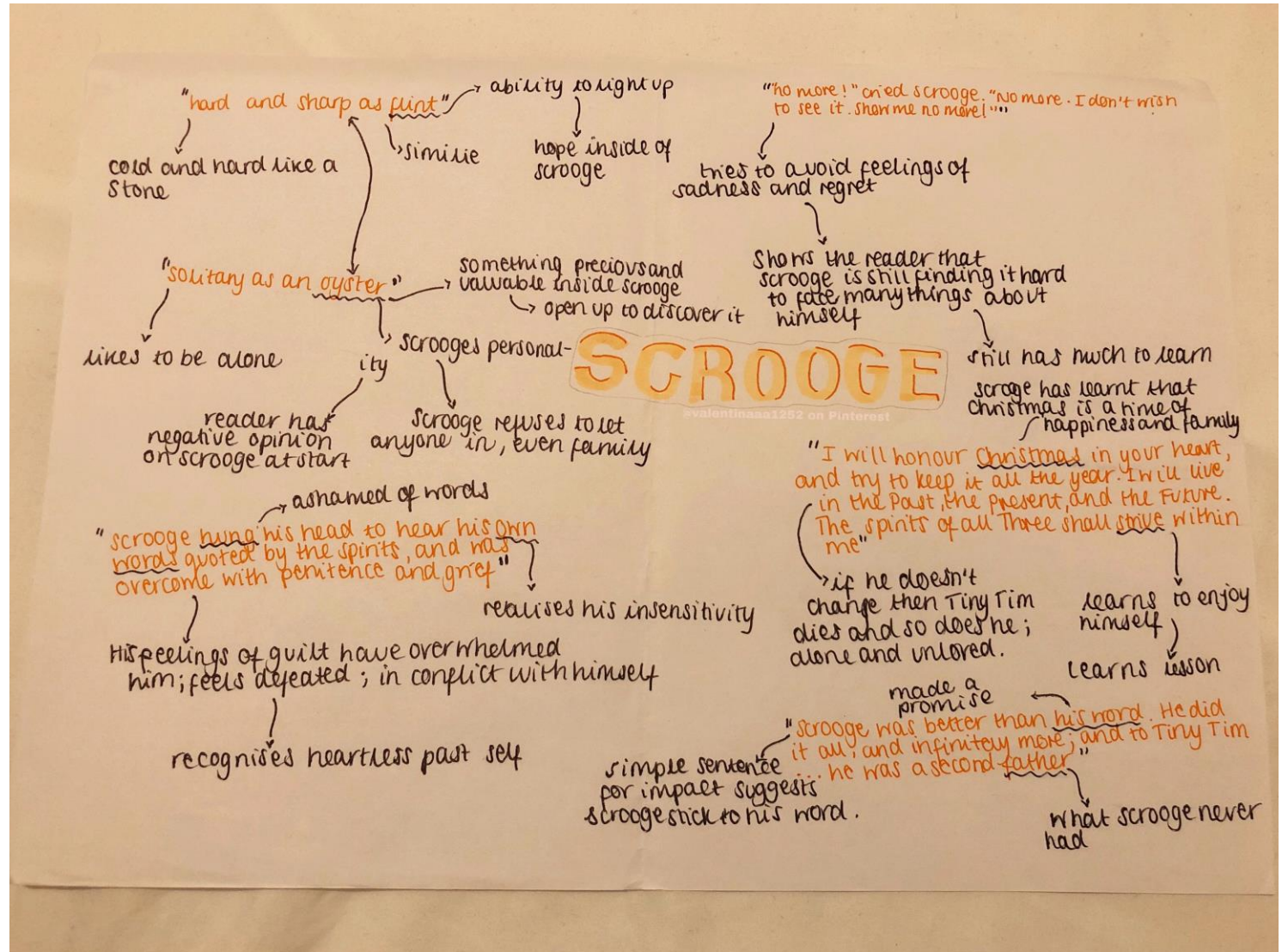


'There'll be a public scandal'



Mind Maps

- English Literature
- Characters
- Themes
- **Motifs** – A symbol that reoccurs frequently within a text (i.e. heat/fire in A Christmas Carol)



A CHRISTMAS CAROL – THEME REVISION CARDS

ISOLATION 		CHRISTMAS 		GHOSTS 	
<p>KEY MOMENTS</p> <ul style="list-style-type: none"> S1. Scrooge's isolation S2. Scrooge's childhood S2. Isolated from Belle S4. Scrooge sees gravestone S4. Isolation of merchants S5. End of Scrooge's isolation 	<p>KEY QUOTATIONS</p> <ul style="list-style-type: none"> S1. Solitary as an oyster S1. His melancholy dinner in his usual melancholy tavern; S2. A lonely boy was reading near a feeble fire S2. I have seen your nobler aspirations fall off one by one, until the master passion, Gain, engrosses you S4. Merchants, who hurried up and down, and chinked the money in their pockets, S4. Read upon the stone of the neglected grave his own name, Ebenezer Scrooge. S5. His face was wet with tears 	<p>KEY MOMENTS</p> <ul style="list-style-type: none"> S1. Scrooge hates Christmas S2. Fan's kindness S3. Christmas street fun S3. Christmas at sea S5. Scrooge's festive spirit 	<p>KEY QUOTATIONS</p> <ul style="list-style-type: none"> S1. Should be boiled with his own pudding and buried with a stake of holly through his heart. S2. "We're to be together all the Christmas long, and have the merriest time in all the world." S3. Upon the barren waste, was singing a Christmas song. S3. Exchanging a facetious snowball – better-natured missile S5. I am as giddy as a drunken man. A merry Christmas to everybody! 	<p>KEY MOMENTS</p> <ul style="list-style-type: none"> S1. Marley's ghost S2: Christmas Past S3: Christmas Present S4: Christmas Yet to Come S5. Scrooge appreciates what the ghosts have done 	<p>KEY QUOTATIONS</p> <ul style="list-style-type: none"> S1. The chain he drew was clasped about his middle. It was long, and wound about him like a tail. S2. The figure itself fluctuated in its distinctness S2. "Remove me!" Scrooge exclaimed, "I cannot bear it!" S3. Its dark brown curls were long and free, free as its genial face S4. It was shrouded in a deep black garment, which concealed its head S5. The Spirits have done it all in one night.
FAMILY 		CHARITY 		POVERTY 	
<p>KEY MOMENTS</p> <ul style="list-style-type: none"> S1: Scrooge refuses invitation S2: Belle's new family S3: Cratchit's meal S4: Tiny Tim's death S5: Scrooge connects with family 	<p>KEY QUOTATIONS</p> <ul style="list-style-type: none"> S1. Bah, humbug! S2. Been a spring time in the haggard winter of his life S3. They were not a handsome family S3. Oh, a wonderful pudding! S3. Held his withered little hand S3. They were happy, grateful, pleased with one another, S4. Quiet, very quiet. The noisy little Cratchits were as still as statues. S4. My little, little child! S5. To Tiny Tim, who did not die, he was a second father. 	<p>KEY MOMENTS</p> <ul style="list-style-type: none"> S1. Uncharitable Scrooge S1: Marley's warning, S2. Scrooge beginning to become charitable S3. Tiny Tim's charitable spirit S4. Fred's charity to Bob S5: Charitable Scrooge 	<p>KEY QUOTATIONS</p> <ul style="list-style-type: none"> S2. Decrease the surplus population. S3. It's not my business S3. Why did I walk through crowds of fellow-beings with my eyes turned down? S2. I should like to be able to say a word (or two) to my clerk just now! S3. "God bless us every one!" said Tiny Tim S4. Heartily sorry," he said, "for your good wife, if I can be of service to you in any way S5. A great many bank payments are included in it. S5. He looked so irresistibly pleasant 	<p>KEY MOMENTS</p> <ul style="list-style-type: none"> S1. Charity gentleman S3. Cratchit's poverty S3. Ignorance and Want S4. Poor part of town 	<p>KEY QUOTATIONS</p> <ul style="list-style-type: none"> S2. Some slight provision for the Poor and Destitute, who suffer greatly at the present time. S3. Many thousands are in want of common necessaries S3. Their shoes were far from being water-proof, their clothes were scanty S3. Nobody said it was at all a small pudding for a large family S3. A boy and a girl, yellow, meagre, ragged, scowling, wolfish S3. A stale and shrivelled hand, like that of age, had pinched, and twisted them S4. the whole quarter reeked with crime, with filth, and misery
<p>CONTEXT</p> <p>Dickens wanted to highlight the importance of home and family to the health of individuals at a time when the capitalist society was becoming fragmented.</p>		<p>CONTEXT</p> <p>Dickens wanted to raise the question: who is responsible for looking after the poor in society? He also wanted to show that an uncharitable spirit leads to loneliness while a charitable spirit leads to fulfillment.</p>		<p>CONTEXT:</p> <p>Dickens wanted to publicise the deplorable conditions that the poor were forced to live and work in. The Cratchits are the face of the poor in the novella but Dickens also shows glimpses of more extreme poverty in Stave 4.</p>	

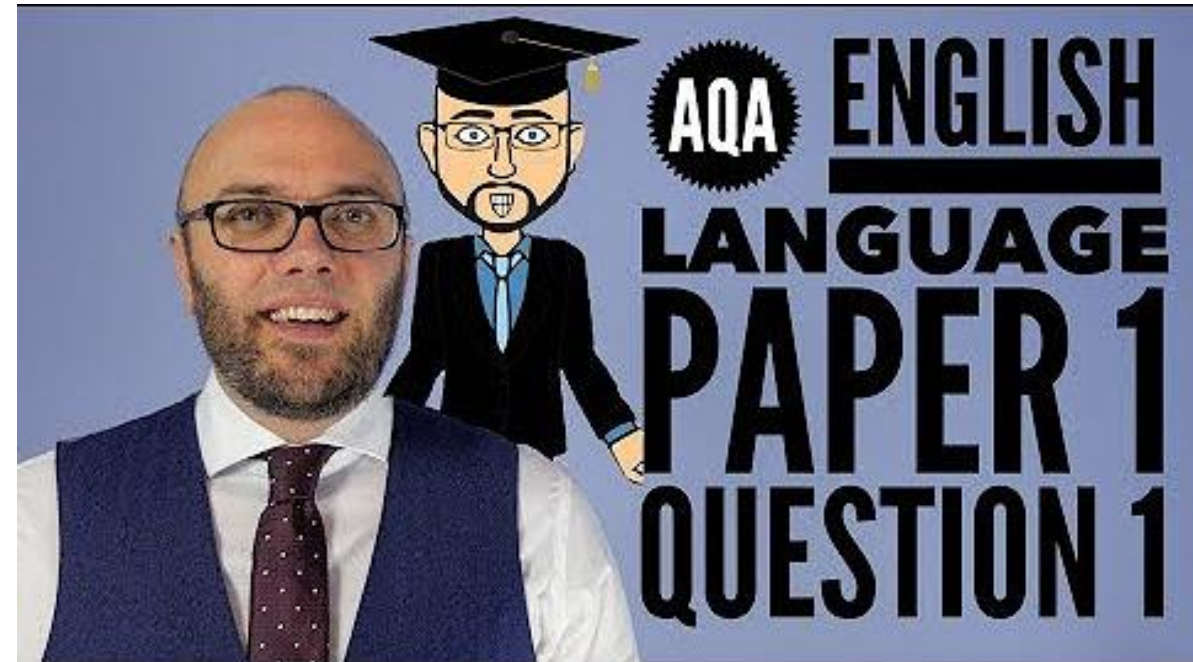
YouTube Videos – Mr Bruff



AQA 'Power and Conflict' Poetry ×
Mr Bruff - 1/66

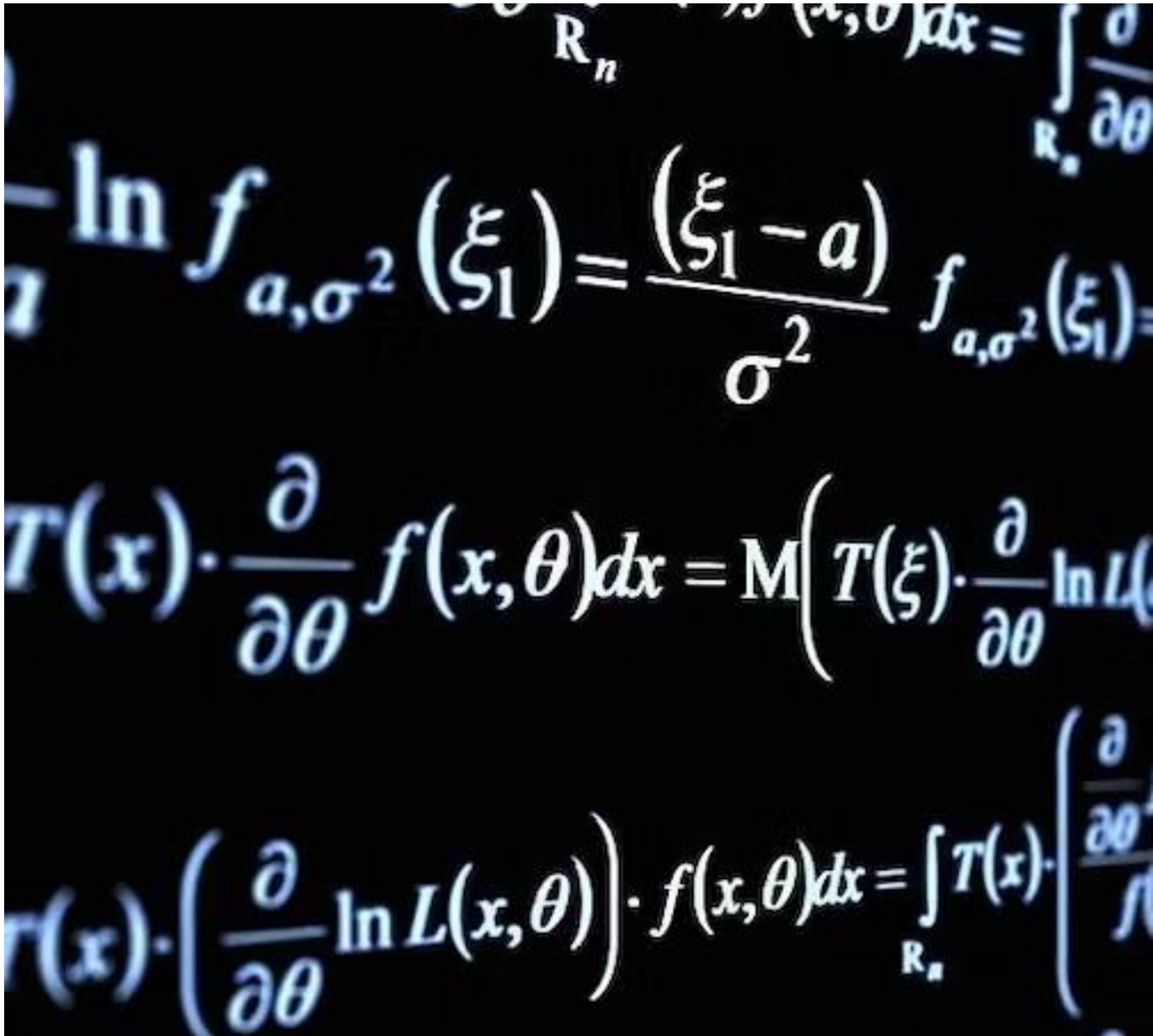
↺ ↻ ⋮

- ▶ **'OZYMANDIAS' IN 6.5 MINUTES: Quick Revision** 6:34 Mr Bruff
- 2 **'OZYMANDIAS' ANALYSIS** 21:38 Mr Bruff
- 3 **'LONDON' IN 6 MINUTES: Quick Revision** 6:06 Mr Bruff
- 4 **'LONDON' ANALYSIS** 17:59 Mr Bruff
- 5 **'EXTRACT FROM THE PRELUDE' IN 6 MINUTES: Quick...** 5:40 Mr Bruff
- 'EXTRACT FROM'** Extract from 'The Prelude', by



Mathematics

Mrs. Wawryniuk



Structure of the examinations

Edexcel

Exam Boarder



Paper 1

All papers are **structured** in the same way:

- 80 marks per paper
- 90 minutes to complete
- No formula sheet
- Each paper can assess any topic on the curriculum



Paper 2



Paper 3

There are **three** types of questions:

A01: Use and apply standard techniques

A02: Reason, interpret and communicate mathematically

A03: Solve problems within mathematics and other contexts

IN SCHOOL

- EXAM STYLE QUESTION PRACTICE IN MATHS LESSONS FROM SEPTEMBER
- OVER ACADEMIC YEAR students completed MOCK PAPER 1, 2 and 3
- REVISION SPARX TOPIC LIST IS GIVEN
- **20 KEY FACTS WILL BE PROVIDED,REVISE AND MARK ON WEEKLY BASIS IN FORM OF HOMEWORK PRINTED WORKSHEET**

PREPARATION TO EXAMS

AT HOME

SPARXMATHS WEBSITE

Set weekly, mapped to work covered previously in the academic year.

Sparx Maths

Foundation Skills List

Number

Topic	Topic code	R	A	G
Ordering positive integers	U600			
Ordering decimals	U435			
Ordering negative numbers	U947			
Adding and subtracting positive integers	U417			
Multiplying and dividing positive integers	U127, U453			
Adding and subtracting negative numbers	U742			
Multiplying and dividing negative numbers	U548			
Adding and subtracting decimals	U478			
Multiplying and dividing with place value	U735			
Multiplying and dividing with decimals	U293, U868			
Order of operations	U976			
Prime numbers, prime factorisation	U236, U739			
Factors, multiples, HCF and LCM	U211, U751, U529			
Powers and roots	U851			
Using standard form	U330, U534			
Calculating with standard form	U264, U290, U161			
Equivalent fractions and simplifying fractions	U704, U646			
Mixed numbers and improper fractions	U692			
Ordering fractions	U746			
Addition and subtraction of fractions	U736, U793			
Multiplication and division of fractions	U475, U544			
Converting and ordering fractions, decimals and percentages	U888, U594			
Fractions of amounts	U881, U916			
Percentages of amounts	U554, U349			
Percentage change	U773, U671			
Reverse percentages	U286, U278			
Simple interest	U533			
Rounding	U480, U298			
Rounding to significant figures	U731, U965			
Estimating answers	U225			
Value for money	M681			

Sparx Maths

Foundation Skills List

Algebra

Topic	Topic code	R	A	G
Algebraic expressions	U613			
Collecting like terms	U105			
Substitution	U201, U585, U144			
Expanding brackets	U179, U768			
Factorising expressions	U365			
Index laws	U235, U694, U662, U103			
Changing the subject	U556			
Coordinates	U789, U889			
Midpoints	U933			
Plotting straight line graphs	U741			
Equations of straight line graphs	U315, U669			
Parallel lines	U377			
Distance-time graphs	U403, U914, U462, U966			
Quadratic graphs	U989, U667			
Linear equations	U755, U325, U870, U505, U599			
Quadratic expressions and equations	U178, U228			
Linear sequences	U213, U530, U498, U978			
Other sequences	U958, U680			

Ratio and proportion

Topic	Topic code	R	A	G
Simplifying ratios	U687			
Sharing amounts in a ratio	U753, U577			
Converting between ratios, fractions and percentages	U176			
Direct proportion	U721, U640			
Inverse proportion	U357, U364			
Proportion graphs	U238			
Units of measure: Length, Mass and Capacity	U102, U388			
Units of measure: Time	U902			
Units of measure: Area	U248			
Currency conversion	U610			
Conversion graphs	U652, U638, U862			
Compound units: Speed	U151			

Key to GCSE Revision!

Coming soon

FREE Sparx Maths Curriculum

Teacher login

Student login

Select your school

Start typing the name of your school to begin searching.

Start typing your school's name ... ▾

Continue

You're logging in to Sparx at Corby Technical School.

[Not your school?](#)

Username:

Password:

 [Show](#)

[Forgot login details](#)

Login

[New Sparx user? Click here](#)

It is called Sparx – a homework platform that mixes content from recent lessons and practice of previous material. The questions are bespoke to each student, it uses an algorithm to pitch questions to the correct level of difficulty. It also has ‘nudge’ videos, so that students can refresh their knowledge of a topic if they are struggling. Please see below the presentation which includes videos about Sparx which are useful to both parents and students.

In this section

[Admissions & Appeals](#)

[Attendance](#)

[> Homework](#)

[Letters](#)

[Progress Information](#)

[Schools Meals](#)

[Tutor and Teacher Contacts](#)

[Uniform](#)

[Wisepay](#)

[Privacy Notice for Parents/Carers](#)

[SEND](#)

[Prom Photos](#)

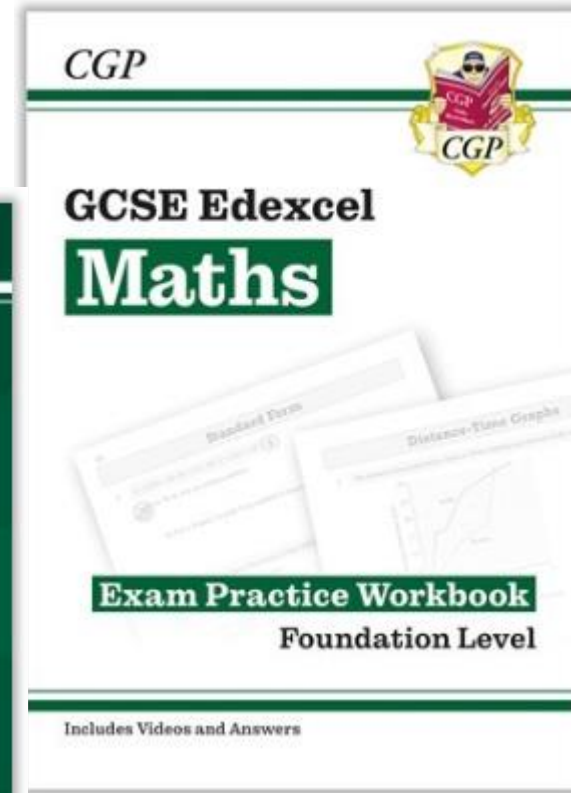
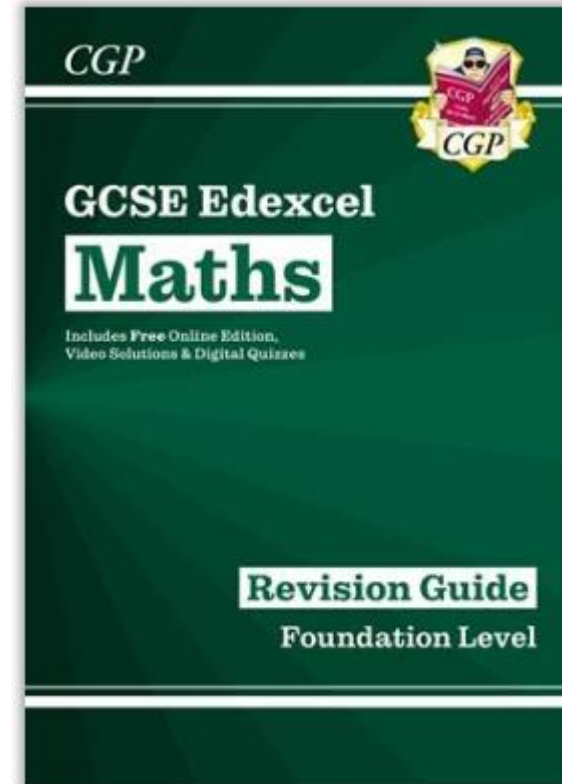
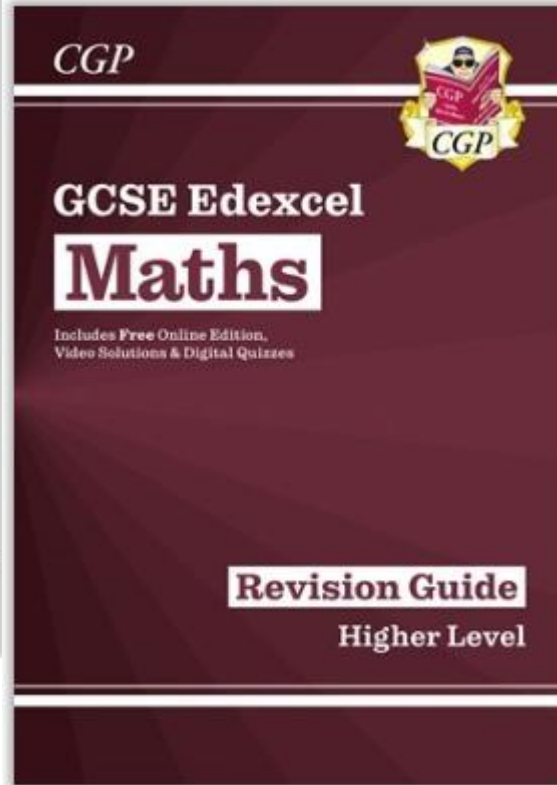
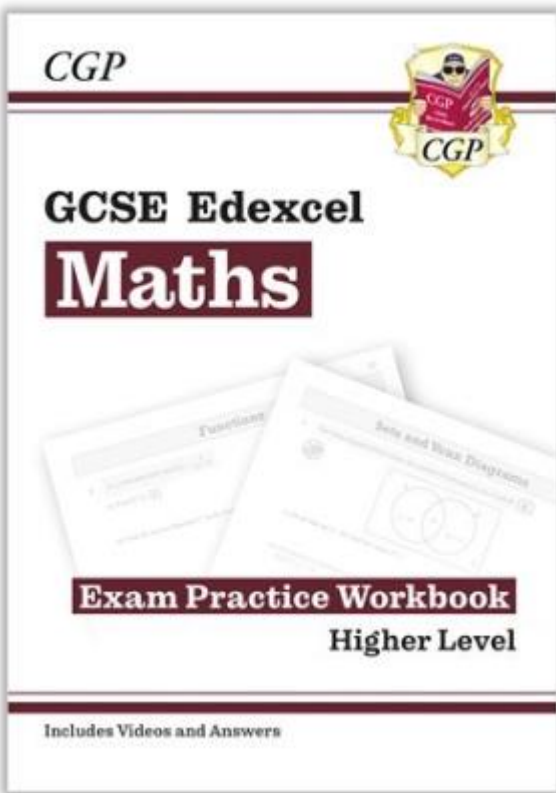
Introduction to SPARX

Setting up your account

CGP Revision Guide/Workbooks

- Complete worksheet from CGP textbook
- Completed alongside the revision guide.

WORKBOOK



It is student-friendly explanations of every topic, backed up with step-by-step examples. It has also included helpful **grade stamps** to show the difficulty level of each topic, alongside of **exam-style questions** with answers at the back!

PREPARATION TO EXAMS

AT HOME

Flash Cards

- Write key points/steps to revise and consolidate key concepts for each topic

CALCULATORS

CASIO fx-85GT CW



Extra support

Maths Department

HOD-Mrs. Wawryniuk

AHOD-Mrs. Jackson

Maths Teachers:

Mr. Lee

Mrs. Wynn

Mrs. Van Der Lith

Mr. Shaku

Miss Cupid

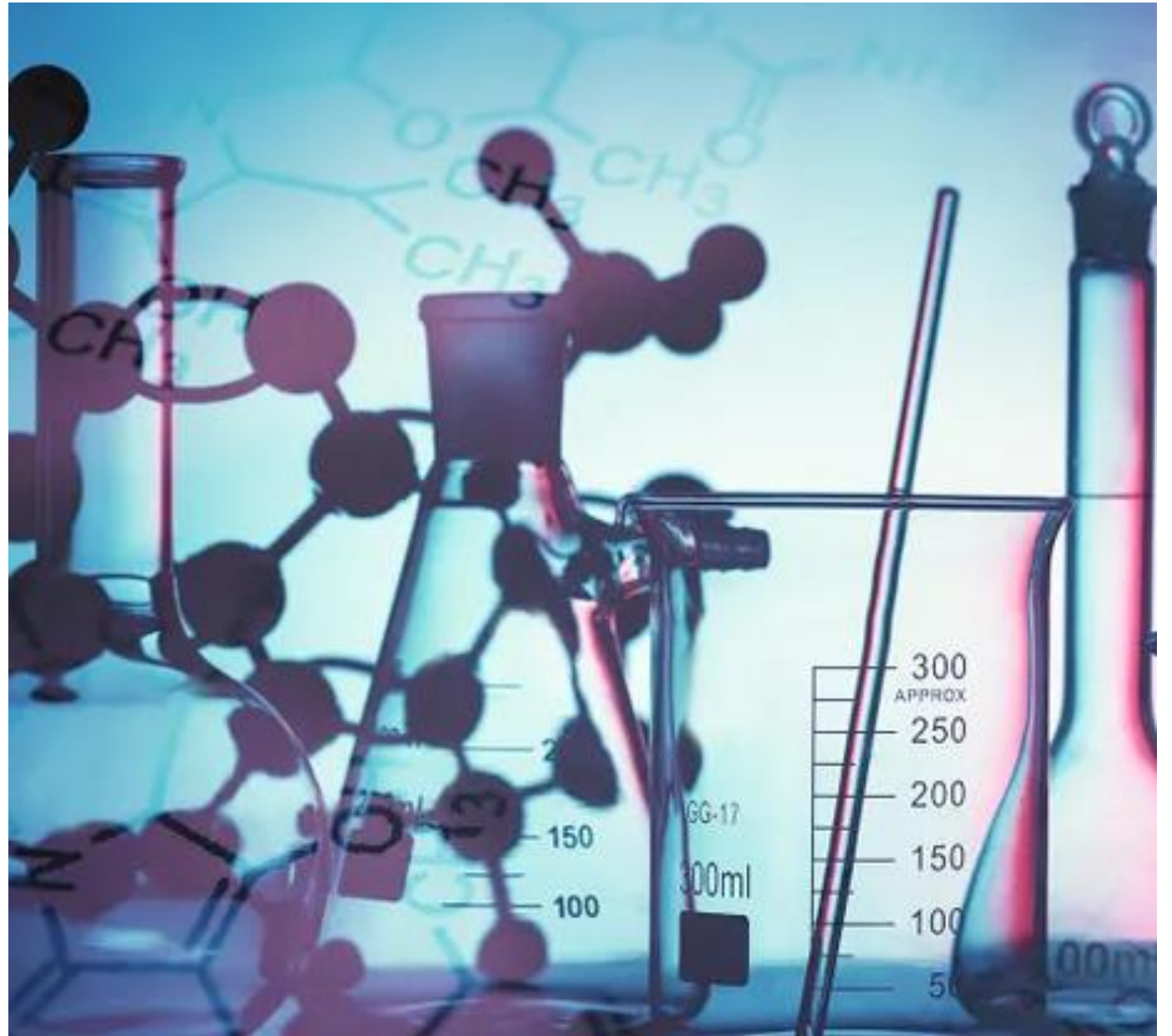
Miss Khumalo

Mrs. Jonga

The image displays several mathematical formulas on a dark background. The most prominent formula is the probability density function for a normal distribution: $f_{a, \sigma^2}(\xi_1) = \frac{1}{\sigma \sqrt{2\pi}} e^{-\frac{(\xi_1 - a)^2}{2\sigma^2}}$. Other visible formulas include the expectation of a function of a random variable: $E[f(x)] = \int_{R_n} f(x) \cdot \frac{\partial}{\partial \theta} \ln L(x, \theta) dx$, and the Fisher information matrix: $I(\theta) = -E\left[\frac{\partial^2}{\partial \theta^2} \ln L(x, \theta)\right]$. The background also shows parts of other formulas like R_n and $\int \frac{\partial}{\partial \theta}$.

Science

Miss Rasmussen



6 exams (for both combined and separate!)

- Biology paper 1 and 2
- Chemistry paper 1 and 2
- Physics paper 1 and 2.

- Each paper is 1 hr 10 mins for combined and 1 hr 45 mins for separate science.
- There is a periodic table on the back of each test paper.
- You are always allowed a calculator.

Year 10 mocks – full papers

- Biology Paper 1
- Chemistry Paper 2
- Physics Paper 1

Content sheets in books and on satchel one to support revision

Biology: Paper 1		Chemistry: Paper 2		Physics: Paper 1	
Topic	Content	Topic	Content	Topic	Content
CB1 / SB1	Key Concepts Including: Cells, Enzymes, Transporting substances.	CC3/4/5 /6/7/9 SC 3/4/5/ 6/7/9	Key Concepts in Chemistry Including: Formulae, equations, hazards, atomic structure, the periodic table, ionic bonding, covalent bonding, types of substances and calculations involving masses.	CP1/2 SP1/2	Forces and Motion Including: Vectors, Scalars, Distance/time graphs, acceleration, Velocity/time graphs, Resultant force, Newton's 3 laws, momentum, st distances and crash hazards. <i>Separate only: Breaking distance and energy</i>
CB2 / SB2	Growth and Cellular Control Including: Mitosis, Animal and Plant growth, Stem cells, Nervous system. <i>Separate only: Brain and Spinal cord damage</i>	CC9 SC9	Calculations Involving Masses Including: Masses and Empirical Formulas, Conservation of mass, Moles	CP3 SP3	Conservation of Energy Including: Energy stores and transfers, efficiency, conduction, convection and radiation, stored energies, renewable and non-renewable resources
CB3 / SB3	Genetics Including: Meiosis, DNA, Alleles, Mutation, Variation <i>Separate only: Mendel, Variants, Multiple and missing genes</i>	CC13/14 /15 SC17/18/ 19	Groups in the periodic table, Rates of reaction, Heat Energy Changes in Chemical Reactions Including: Group 1, 7, 0, Rates of Reaction, Catalysts and Activation energy, Endothermic and Exothermic reactions, Energy changes in reactions	CP4/5 SP4/5	Waves and the Electromagnetic Spectrum Including: Waves, Wave speed, Refraction, the electromagnetic spectrum, uses and dangers of the long and short wavelengths <i>Separate only: The ear and hearing, ultrasound and infrasound, colour and lenses, radiation and temperature</i>
CB4 / SB4	Natural and Artificial Selection Including: Human evolution, natural selection, cl breeding, Genetic engineering. <i>Separate only: theory, Tissue culture, fertiliser and biological</i>	CC16/17 SC20/21	Fuels & Earth and Atmospheric Science Including: Hydrocarbons, fractional distillations, alkanes, completes and incomplete combustion, cracking, Early atmosphere, atmosphere today, climate change	CP6 SP6	Radioactivity Atomic model, ionisation, Background radiation, types of radiation, radioactive decay, half-life, dangers of radioactivity. <i>Separate only: Radioactivity: Nuclear energy, fusion and fission</i>
CB5 / SB5	Health and Risk Including: Non / Communicable diseases, systems and antibiotics. <i>Separate only: and disease, monoclonal antibodies</i>	SC22/ 23/24	Hydrocarbons, Alcohols and Carboxylic Acids, Polymers Including: Alkanes and alkenes, ethanol production, alcohols, carboxylic acids, polymerisation	SP7 ONLY	Astronomy Including: The Solar system, Gravity and orbits, Life cycles of stars, red shift, Origin of the universe
		SC25/ 26	Qualitative Analysis Including: Flame tests: tests for positive and negative ions, choosing materials, tests with materials, nanoparticles		

How to revise: The Statistics



66%
material is
forgotten
after 7
days



88%
material is
forgotten
after 6
weeks



Reading
notes and
text books
leads to a
mere 10%
retention
☹️

Know the gaps

- Use progress check and AP feedback to identify the gaps in knowledge
- During revision, ask teacher if unsure



Revision guides and workbooks

- These are all available to order on wisepay
- Please ask science teacher or myself if they are not sure of the tier



How to revise

Workbooks, Topic Specific Past Paper Questions & Past Papers

- Completed alongside the revision guide.
- A few days later, attempt them without the revision guides

Flash Cards

- Used to rehearse key concepts which you struggle with.
- Allows someone else to support you with your revision, without them needing to know the subject.

Educake

- Immediate feedback provided when answering practice questions. These are set for homework each week but you can access questions from every topic at any point.

How to test your learning

- Use topic specific past exam questions on Physics and Maths Tutor to test the topics
- Edexcel Past papers (details on the website)
- CGP Workbooks (answers can be found in the library or with myself)
- Follow up with your class teacher to review and correct questions

After a one hour memorising session:

- 10 minutes later revise the topic for 10 minutes
- 1 day later revise the topic for 5 minutes
- 1 week later revise the topic for 2-5 minutes
- 1 month later revise the topic for 2-5 minutes
- Before exams revise the topic as required.
- **Each time knowledge is reinforced; it enters deeper into the long-term memory and becomes more stable.**

Extra Support at School

- Three sessions
 - Biology - Tuesday 8am
 - Physics – Wednesday 8am
 - Chemistry – Friday 8am



Careers & next steps

Mrs Lomas



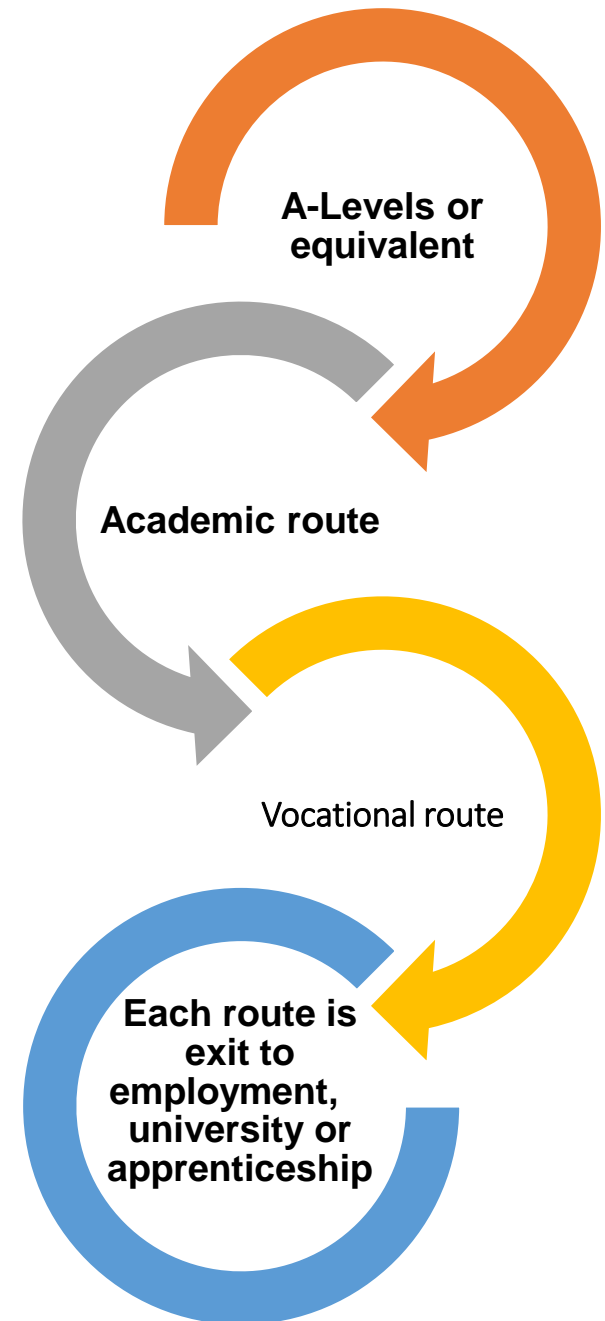
Year 10 careers Curriculum

Throughout year 10 – Awareness of post 16 pathways and their myths

- Sixth Form – academic route
- College – more vocational route

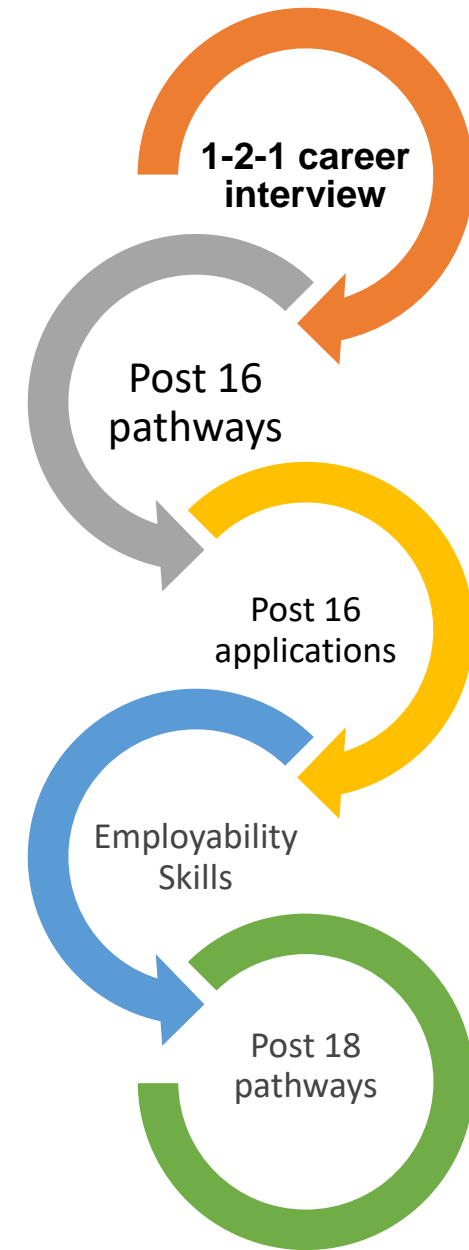
Wide range of industry, based courses available

- Apprenticeships – on the job training



Year 11 careers curriculum

- 1-2-1 careers advice and guidance interview with Careers Leader
- Understanding of the different post 16 pathways available
- College, sixth form and apprenticeship applications completed
- Continuing to develop employability skills
- Awareness of post 18 options – University, Higher and Degree apprenticeships



Workshops

	Workshop 1	Workshop 2	
5:45pm – 6:00pm	Wellbeing Room: B007 Miss Eddy	Revision techniques Room: B009 Mr Lee	Please use this time to review your child's work in the restaurant. Or Meet with our careers lead, Mrs Lomas in the restaurant.
6:05pm – 6:20pm	Wellbeing Room: B007 Miss Eddy	Revision techniques Room: B009 Mr Lee	

A photograph of eight light-colored wooden blocks arranged in a row on a wooden surface. Each block has a single lowercase letter printed on it in a dark, sans-serif font. The letters, from left to right, are 't', 'h', 'a', 'n', 'k', 'y', 'o', and 'u'. The background is softly blurred, showing warm, golden bokeh lights.

thank you

Summary

Parent/Carer Survey

-
- A link will be sent to you via email
 - Please take the time to share your feedback with the school about tonight's event

